



DESCRIPTION 2026 / 9353A TX 350 AWD
COLOR NIGHTFALL MICA
VIN 5TDAAAB65TS055022
FINAL ASSEMBLY POINT PRINCETON, INDIANA, U.S.A.

Delivered by Truck to:
RALLYE LEXUS
20 CEDAR SWAMP ROAD
GLEN COVE NY11542

STANDARD EQUIPMENT UNLESS REPLACED BY INSTALLED OPTIONS

- TX 350 Premium AWD**
- Mechanical & Performance**
- * 2.4L 4-Cyl Turbo Engine with 275 HP
 - * 8-Speed Automatic Transmission
 - * All Wheel Drive
 - * 5,000-lb Towing Capacity (Additional Items Req'd.)
- Exterior**
- * Bi-LED Headlamps, LED Taillamps & LED Foglamps
 - * Power-Folding Outside Mirrors
 - * Power Rear Door with Kick Sensor
 - * Roof Rails
- Interior**
- * Multi-Zone Climate Control
 - * Leather-Trimmed Heated Steering Wheel
 - * Rear Manual Sunshades
 - * Wireless Phone Charger
- Safety / Advanced Technologies**
- * Lexus Safety System+ 3.0
 - * Blind Spot Monitor with Rear Cross Traffic Alert
 - * Digital Latch with Safe Exit Assist
 - * Intuitive Parking Assist with Auto Braking

- Connected Technologies**
- * Lexus Interface with 14-in Touchscreen Display
 - * Connected Services Capable. 4G Network Dependent. See Lexus.com for Details.
 - * SiriusXM(R) 3-Month Trial Subscription
 - * Wireless Apple CarPlay(R) Integration
 - * Wireless Android Auto(TM) Capability

- Premium Grade Features:**
- * 20-in Machined Finish Alloy Wheels
 - * Panorama Glass Roof
 - * NuLuxe (R) - Trimmed Heated and Ventilated Power Front Seats with Driver's Memory
 - * Power-Folding Third-Row Seats

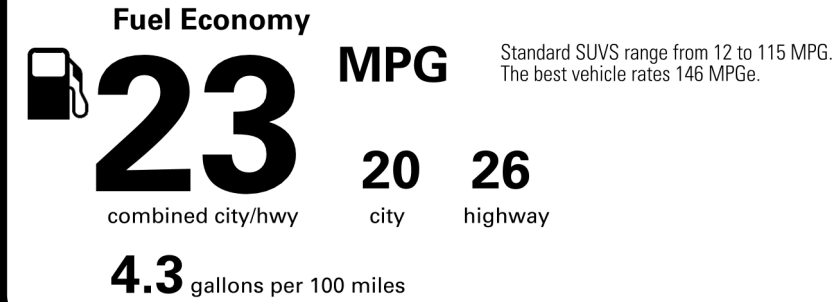
See Lexus.com/TX for more details.

INSTALLED OPTIONS
BASE MANUFACTURER'S SUGGESTED RETAIL PRICE

- | | |
|---|-------------|
| ** Convenience Package: Front-Cross Traffic Alert, Traffic Jam Assist (Requires Drive Connect subscription, 3-Year Trial Included, 4G Network Dependent), and Digital Key (Requires Remote Connect Subscription, 3-Year Trial Included, 4G Network Dependent) | \$60,040.00 |
| ** Technology Package: Panoramic View Monitor and Advanced Park with Remote Park | 895.00 |
| ** All Weather Floor Liners / Cargo Liner | 1,280.00 |
| ** Emergency Assistance Kit | 409.00 |
| ** Door Edge Guards | 90.00 |
| | 165.00 |

Created on 2025-10-28 06:23:00 (UTC)

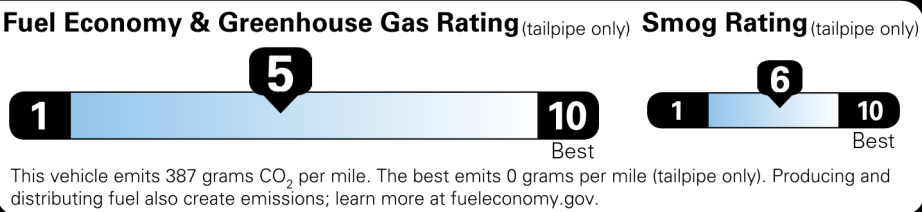
EPA DOT Fuel Economy and Environment



Gasoline Vehicle

You spend **\$5,000** more in fuel costs over 5 years compared to the average new vehicle.

Annual fuel cost **\$2,700**



Actual results will vary for many reasons, including driving conditions and how you drive and maintain your vehicle. The average new vehicle gets 29 MPG and costs \$8,500 to fuel over 5 years. Cost estimates are based on 15,000 miles per year at \$4.15 per gallon. MPGe is miles per gasoline gallon equivalent. Vehicle emissions are a significant cause of climate change and smog.

fueleconomy.gov
Calculate personalized estimates and compare vehicles

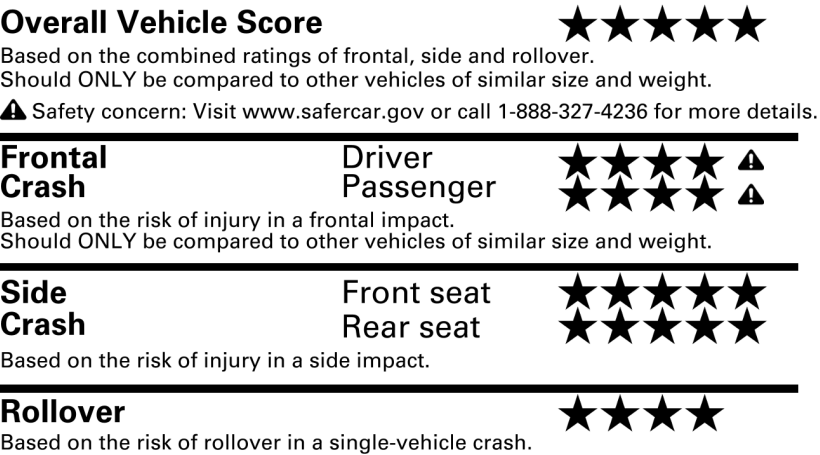


MANUFACTURER'S SUGGESTED RETAIL PRICE† \$62,879.00

DELIVERY, PROCESSING AND HANDLING FEE 1,450.00

TOTAL \$64,329.00

GOVERNMENT 5-STAR SAFETY RATINGS



Star ratings range from 1 to 5 stars (★★★★★) with 5 being the highest.
Source: National Highway Traffic Safety Administration (NHTSA)
www.safercar.gov or 1-888-327-4236

†Manufacturer's suggested retail price excludes delivery processing and handling fees, license and title fees, applicable federal, state and local taxes, and dealer and distributor options and accessories.

LEXUS IS PLEASED TO OFFER THE FOLLOWING OWNER SUPPORT PACKAGE WITH EACH NEW LEXUS

- * 24-hour, 365-days/yr., roadside assistance plan
- * 1st and 2nd scheduled maintenance services
- * Limited reimbursement for certain emergency breakdowns

An extended service contract may be available for this vehicle. Ask dealer for details.

LML3E1N2S0F0W1

251021743 L592

