




DESCRIPTION 2023 / 9516E IS350 FSPORT AWD  
COLOR ULTRASONIC BLUE MICA  
VIN JTHGZ1E23P5032229  
FINAL ASSEMBLY POINT TAHARA, AICHI, JAPAN

Delivered by Truck to:  
LEXUS OF ORANGE COUNTY  
3496 ROUTE 6  
MIDDLETOWN NY10940



STANDARD EQUIPMENT UNLESS REPLACED BY INSTALLED OPTIONS

STANDARD FEATURES

- Powertrain**
- \* 3.5-Liter V6 With 311 HP
  - \* 6-speed Automatic Transmission
  - \* Full-Time All-Wheel Drive
  - \* F SPORT-tuned Suspension
  - \* Drive Mode Select
  - \* Steering Wheel Mounted Paddle Shifters
- Exterior**
- \* F SPORT Exterior Styling
  - \* 19" F SPORT Alloy Wheels
  - \* LED Headlamps, Taillamps & Daytime Running Lights
  - \* Rear Lip Spoiler
  - \* Dual Exhaust
- Safety/Advanced Technology**
- \* Lexus Safety System+ 2.5, Pre-Collision System w/Pedestrian Detection, All Speed-Dynamic Radar Cruise Control, Lane Tracing Assist, Lane Departure Alert w/Steering Assist, Intelligent High Beam Headlamps & Road Sign Assist
  - \* Blind Spot Monitor With Rear Cross Traffic Alert
  - \* Backup Camera w/Dynamic Gridlines

- Multimedia / Connected Services**
- \* Lexus Multimedia System with 8.0-in Touchscreen
  - \* Apple CarPlay and Android Auto Compatibility
  - \* 10-speaker Premium Sound System
  - \* Lexus Enform Safety Connect, Service Connect, Remote, Wi-Fi Trials. Paid Subscriptions Required After Trials. 4G Network Dependent. See Lexus.com for details.
  - \* SiriusXM 3-month Platinum Plan Trial Subscription

- Interior**
- \* F SPORT Bolstered Power Front Seats with Heated and Ventilated Functions
  - \* F SPORT Heated Leather-trimmed Steering Wheel
  - \* Black Geometric Film Interior Trim
  - \* Aluminum Pedals
  - \* Dual-zone Climate Control
  - \* Rain-Sensing Wipers
  - \* Carpet Floor Mats
  - \* First Aid Kit

INSTALLED OPTIONS  
BASE MANUFACTURER'S SUGGESTED RETAIL PRICE

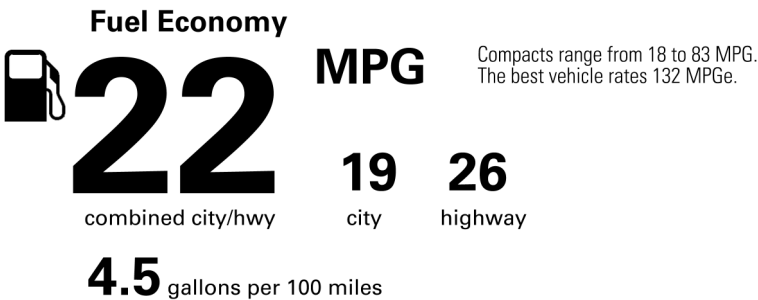
- |  |          |
|--|----------|
| ** Intuitive Parking Assist with Auto Braking and Rear Cross-Traffic Braking                                     | 565.00   |
| ** Memory Package: steering column and Lexus Memory System for driver's seat, outside mirrors and steering wheel | 575.00   |
| ** Premium Paint   | 595.00   |
| ** Power Tilt-and-Slide Moonroof   | 1,100.00 |
| ** USB Phone Charging Cable Kit  | 85.00    |
| ** All Weather Floor Liner and Trunk Tray  | 320.00   |
| ** Trunk Mat/Cargo Net/Whl Locks/Rr Bumper   | 405.00   |

\$46,410.00

Not Original - Copy  
Created on 2023-09-06 12:03:07 (UTC)

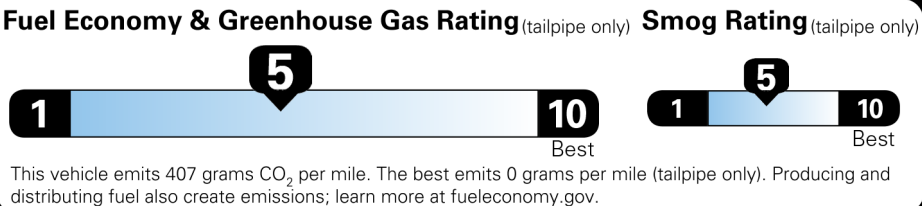
EPA DOT Fuel Economy and Environment

Gasoline Vehicle



**You spend \$4,500**  
more in fuel costs over 5 years compared to the average new vehicle.

**Annual fuel cost**  
**\$2,500**



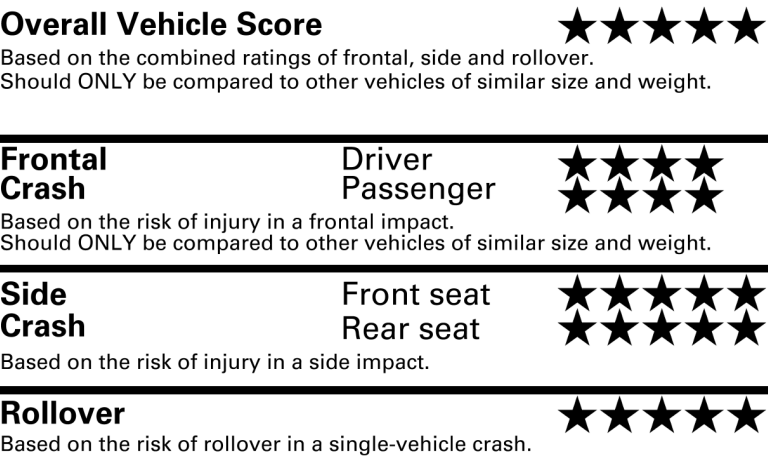
Actual results will vary for many reasons, including driving conditions and how you drive and maintain your vehicle. The average new vehicle gets 28 MPG and costs \$8,000 to fuel over 5 years. Cost estimates are based on 15,000 miles per year at \$3.65 per gallon. MPGe is miles per gasoline gallon equivalent. Vehicle emissions are a significant cause of climate change and smog.

**fueleconomy.gov**  
Calculate personalized estimates and compare vehicles



MANUFACTURER'S SUGGESTED RETAIL PRICE† \$50,055.00  
DELIVERY, PROCESSING AND HANDLING FEE 1,150.00  
**TOTAL \$51,205.00**

GOVERNMENT 5-STAR SAFETY RATINGS



Star ratings range from 1 to 5 stars (★★★★★) with 5 being the highest.  
Source: National Highway Traffic Safety Administration (NHTSA)  
[www.safercar.gov](http://www.safercar.gov) or 1-888-327-4236

†Manufacturer's suggested retail price excludes delivery processing and handling fees, license and title fees, applicable federal, state and local taxes, and dealer and distributor options and accessories.

LEXUS IS PLEASED TO OFFER THE FOLLOWING OWNER SUPPORT PACKAGE WITH EACH NEW LEXUS

- \* 24 hour, 365 day/yr, roadside assistance plan
- \* Complimentary 1st and 2nd scheduled maintenance services
- \* Lodging for emergency breakdown 100 miles from home

An extended service contract may be available for this vehicle. Ask dealer for details.

LML2E2N2S0F0W1

249A20 493 DL33 43X243 L085

